PRODUCT COLLECTION

Architectural Doors

Explore armored entries, acoustic-core and glazed interior doors, pivot and sliding openings, coordinated wall panels and finishing hardware. The illustrated configurations show how each door meets its frame, adjoining wall and hardware.



Trade edition / 2026

Contents

Armored entry systems Page 3

Acoustic interior door cores Page 9

Fire-door configurations Page 15

Aluminum and wood flush doors Page 23

Aluminum and glass swing doors Page 40

Pivot, pocket and sliding openings Page 54

Integrated doors, wall panels and casings Page 67

Panel edge and corner profiles Page 74

Door hardware and finish options Page 82

EN-01

Concealed-frame armored entry

A narrow concealed frame aligns the broad, dark door face with the surrounding wall.

Custom wood veneer faces

Recessed frame appearance

Catalog fire-resistance options: 30, 60 or 90 minutes. Verify the selected assembly and its project-specific listing.



Armored entry systems

EN-01

Concealed-frame armored entry



Door and frame section

EN-02

Exterior-flush armored entry

The outside face of the entry leaf aligns with the frame and wall. A horizontal reveal divides the face in the illustrated configuration.

Exterior-flush detail

Sound-insulating core and custom wood veneer finish

Catalog fire-resistance options: 30, 60 or 90 minutes. Verify the selected assembly and its project-specific listing.



Armored entry systems

EN-02

Exterior-flush armored entry



Door and frame section

EN-03

Interior-flush armored entry

A conventionally trimmed exterior pairs with a room-side leaf that sits flush with its casing.

Interior-flush casing

Custom wood veneer finish and sound-insulating core

Catalog fire-resistance options: 30, 60 or 90 minutes. Verify the selected assembly and its project-specific listing.



Armored entry systems

EN-03

Interior-flush armored entry



Door and frame section

AC-09

9 Series cellular-core door

A wood-tone paneled face is shown with a cellular timber core inside the leaf.

New Zealand whitewood high-density cellular core

Finish options: PETG film, polypropylene film or a water-based painted surface.



Acoustic interior door cores

AC-09

9 Series cellular-core door



Door leaf and core section

AC-07

7 Series cross-laminated door

A dark, narrow-profile leaf is shown beside a slatted wall. The core uses cross-laminated layers around a hollow center.

Multilayer cross-laminated hollow core

Finish options: PETG film, polypropylene film or a water-based painted surface.



Acoustic interior door cores

AC-07

7 Series cross-laminated door



Door leaf and core section

AC-06

6 Series composite-core door

A flush wood-tone slab is shown in a pale wall. A balanced, high-density fiber composite forms the hollow-core assembly.

High-density fiber composite hollow core

Finish options: PETG film, polypropylene film or a water-based painted surface.



Acoustic interior door cores

AC-06

6 Series composite-core door



Door leaf and core section

FD-30

30-minute shaft access door

A flush, single-leaf door shown beside a service opening. The catalog identifies this configuration for shaft access.

Catalog fire-resistance classification: 30 minutes (Chinese national-standard series)

Leaf thickness: 52 mm

Select the tested assembly and confirm local listing requirements.



Fire-door configurations

FD-30

30-minute shaft access door



Illustrated leaf and frame section

FD-60

60-minute passage door

A single-leaf door pictured beside a stair. The catalog associates this configuration with circulation and stairway openings.

Catalog fire-resistance classification: 60 minutes (Chinese national-standard series)

Leaf thickness: 52 mm

Select the tested assembly and confirm local listing requirements.



Fire-door configurations

FD-60

60-minute passage door



Illustrated leaf and frame section

FD-90

90-minute fire door

A dark single-leaf door is shown within a light wall and adjacent stone panels.

Catalog fire-resistance classification: 90 minutes (Chinese national-standard series)

Leaf thickness: 58 mm

Select the tested assembly and confirm local listing requirements.



Fire-door configurations

FD-90

90-minute fire door



Illustrated leaf and frame section

FD-120

120-minute paired fire door

A pair of full-height wood-tone leaves is shown with two center lever handles.

Catalog fire-resistance classification: 120 minutes (Chinese national-standard series)

Leaf thickness: 64 mm

Select the tested assembly and confirm local listing requirements.



Fire-door configurations

FD-120

120-minute paired fire door



Illustrated leaf and frame section

AW-18

Concealed panel and door system

One continuous paneled wall conceals a door in the same wood-tone finish. The frame sits behind the face panels.

Concealed framing for 15–18 mm wall panels

18 mm system presentation

Three-hinge configuration shown; catalog load figure 135 kg for the set.



Aluminum and wood flush doors

AW-18

Concealed panel and door system



Concealed face edge



Hinge and jamb detail

AW-18

Concealed panel and door system

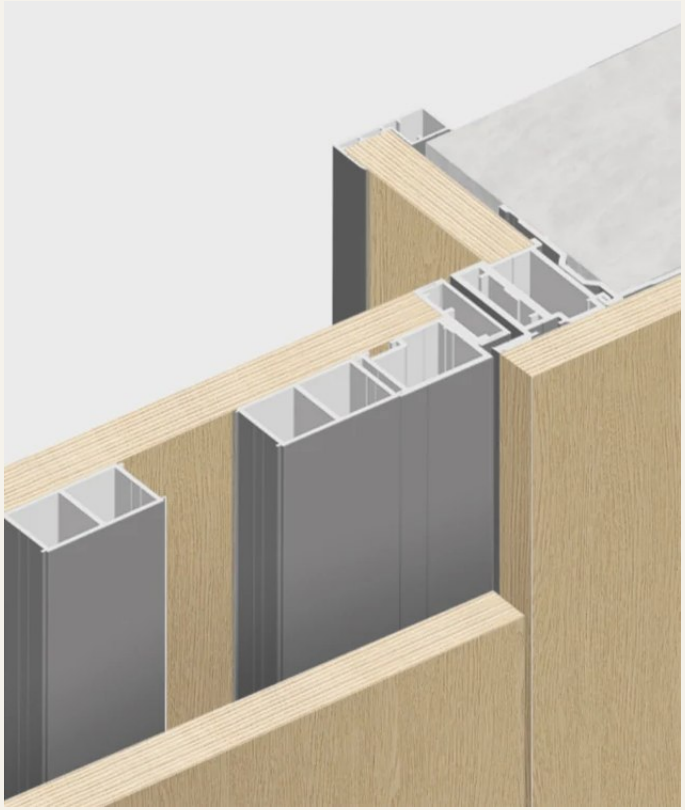

Panel and frame interface

AW-60-HI

60 Series concealed inswing

An aluminum and wood swing-door configuration with a flush, full-height face.

Concealed frame · exterior-flush face · inward opening

Illustrated appearance: dark brown.



Aluminum and wood flush doors

AW-60-HI

60 Series concealed inswing



Leaf and jamb section

AW-60-HO

60 Series concealed outswing

An aluminum and wood swing-door configuration with a flush, full-height face.

Concealed frame · exterior-flush face · outward opening

Illustrated appearance: natural wood tone.



Aluminum and wood flush doors

AW-60-HO

60 Series concealed outswing



Leaf and jamb section

AW-60-EI

60 Series exterior-flush inswing

An aluminum and wood swing-door configuration with a flush, full-height face.

Visible perimeter · exterior-flush face · inward opening

Illustrated appearance: warm gray.



Aluminum and wood flush doors

AW-60-EI

60 Series exterior-flush inswing



Leaf and jamb section

AW-60-II

60 Series interior-flush inswing

An aluminum and wood swing-door configuration with a flush, full-height face.

Interior-flush frame · inward opening

Illustrated appearance: light ivory with a dark perimeter.



Aluminum and wood flush doors

AW-60-II

60 Series interior-flush inswing



Leaf and jamb section

AW-55-HI

55 Series concealed inswing

An aluminum and wood swing-door configuration with a flush, full-height face.

Concealed frame · exterior-flush face · inward opening

Illustrated appearance: pale warm gray.



Aluminum and wood flush doors

AW-55-HI

55 Series concealed inswing



Leaf and jamb section

AW-55-EI

55 Series exterior-flush inswing

An aluminum and wood swing-door configuration with a flush, full-height face.

Exterior-flush face · inward opening

Illustrated appearance: taupe.



Aluminum and wood flush doors

AW-55-EI

55 Series exterior-flush inswing



Leaf and jamb section

AW-55-II

55 Series interior-flush inswing

An aluminum and wood swing-door configuration with a flush, full-height face.

Interior-flush frame · inward opening

Illustrated appearance: ivory.



Aluminum and wood flush doors

AW-55-II

55 Series interior-flush inswing



Leaf and jamb section

GL-55-HI

55 Series concealed glass inswing

A framed glass swing leaf is detailed as part of an aluminum-alloy interior opening system.

Concealed frame · exterior-flush face · inward opening

Illustrated appearance: smoked appearance with a slim dark perimeter.



Aluminum and glass swing doors

GL-55-HI

55 Series concealed glass inswing



Frame and hinge section

GL-55-EI

55 Series exterior-flush glass inswing

A framed glass swing leaf is detailed as part of an aluminum-alloy interior opening system.

Exterior-flush face · inward opening

Illustrated appearance: warm tinted glass.



Aluminum and glass swing doors

GL-55-EI

55 Series exterior-flush glass inswing



Frame and hinge section

GL-55-II

55 Series interior-flush glass inswing

A framed glass swing leaf is detailed as part of an aluminum-alloy interior opening system.

Interior-flush frame · inward opening

Illustrated appearance: smoke-tone glazing.



Aluminum and glass swing doors

GL-55-II

55 Series interior-flush glass inswing



Frame and hinge section

GL-60-HI

60 Series concealed glass inswing

A framed glass swing leaf is detailed as part of an aluminum-alloy interior opening system.

Concealed frame · exterior-flush face · inward opening

Illustrated appearance: dark translucent panel.



Aluminum and glass swing doors

GL-60-HI

60 Series concealed glass inswing



Frame and hinge section

GL-60-HO

60 Series concealed glass outswing

A framed glass swing leaf is detailed as part of an aluminum-alloy interior opening system.

Concealed frame · exterior-flush face · outward opening

Illustrated appearance: bronze-tone glazing.



Aluminum and glass swing doors

GL-60-HO

60 Series concealed glass outswing



Frame and hinge section

GL-60-EI

60 Series exterior-flush glass inswing

A framed glass swing leaf is detailed as part of an aluminum-alloy interior opening system.

Exterior-flush face · inward opening

Illustrated appearance: textured translucent glazing with dark frame.



Aluminum and glass swing doors

GL-60-EI

60 Series exterior-flush glass inswing



Frame and hinge section

GL-60-II

60 Series interior-flush glass inswing

A framed glass swing leaf is detailed as part of an aluminum-alloy interior opening system.

Interior-flush frame · inward opening

Illustrated appearance: vertically patterned translucent panel.



Aluminum and glass swing doors

GL-60-II

60 Series interior-flush glass inswing



Frame and hinge section

PV-01

Offset pivot door

A full-height slab turns on a pivot offset from the edge. The opening is shown in a recessed wall.

Offset pivot axis

Wide single-leaf configuration; shown in a light solid finish.



Pivot, pocket and sliding openings

PV-02

Center pivot door

A central pivot balances the single leaf and allows it to swing in either direction.

Center pivot axis

Bidirectional swing; shown in a pale finish.



Pivot, pocket and sliding openings

SL-01

Integrated pocket door

A wood-tone sliding leaf retracts into the wall pocket, leaving the passage clear when open.

Concealed pocket

Recessed pull shown.



Pivot, pocket and sliding openings

SL-02

Concealed-track floating door

A solid panel travels parallel to the wall. The concealed mechanism leaves the face free of exposed track hardware.

Concealed sliding hardware

Wall-aligned operation; dark finish illustrated.



Pivot, pocket and sliding openings

BF-37-G

37 Series glazed folding door

An asymmetric folding leaf clears the passage without a floor track.

- 3:7 panel division
- Floor-track-free folding arrangement
- Dark-framed glass panels shown.



Pivot, pocket and sliding openings

BF-37-S

37 Series solid folding door

An asymmetric folding leaf clears the passage without a floor track.

- 3:7 panel division
- Floor-track-free folding arrangement
- Wood-tone solid faces shown.



Pivot, pocket and sliding openings

SL-03

Linked wood-panel sliding system

Wood-faced leaves move together on multiple tracks and gather to the side of a wide opening.

Linked multi-track operation

Pale timber, dark wood and gray faces illustrated.



Pivot, pocket and sliding openings

SL-03

Linked wood-panel sliding system



Pale wood paired opening



Gray panels at a storage opening

SL-03

Linked wood-panel sliding system



Kitchen partition in the open position

SL-04

Linked aluminum-glass sliding system

Glazed panels in slender aluminum frames slide together across a room-width opening.

Linked multi-track operation

Full-height framed glass panels



Pivot, pocket and sliding openings

SL-04

Linked aluminum-glass sliding system



Dark-framed glass opening

SL-05

Top-hung glass slider

A glass partition hangs from the head of the opening. The floor remains clear of a track.

Aluminum frame

Overhead suspension; no floor track



Pivot, pocket and sliding openings

SL-05

Top-hung glass slider



Sliding panel and side return

IN-01

Concealed wall-panel door

Matching wood-tone panels continue across the wall and door leaf, reducing the visible outline of the opening.

Flush integrated door and wall

Aligned panel joints



Integrated doors, wall panels and casings

IN-02

Wall-flush wooden inswing

The wooden leaf sits flush with the corridor face of the wall and swings into the adjoining room.

Exterior face flush with wall

Inward opening



Integrated doors, wall panels and casings

WP-01

Continuous-grain wall-panel system

Flat panels coordinate room walls, recessed openings and door jambs. Adjacent panels can carry a continuous grain pattern.

Multilayer composite substrate

9, 12 or 18 mm panel options



Integrated doors, wall panels and casings

WP-01

Continuous-grain wall-panel system



Dark wall panels in a living room



Integrated bedroom panel wall

CS-35

35 mm doorway surround

A substantial casing frames an open passage between adjoining rooms.

35 mm doorway frame

Open passage configuration



Integrated doors, wall panels and casings

CS-35

35 mm doorway surround



Open doorway surround

CS-18

18 mm window surround

A coordinated casing lines the inside perimeter of a window opening.

18 mm integrated window surround



Integrated doors, wall panels and casings

PF-09-TR

9 mm end trim

Caps an exposed panel edge.

For 9 mm wall panels



Panel edge and corner profiles

PF-09-IC

9 mm inside corner

Finishes the junction between two walls at an inside corner.

For 9 mm wall panels



Panel edge and corner profiles

PF-09-OC

9 mm outside corner

Protects and defines an external corner.

For 9 mm wall panels



Panel edge and corner profiles

PF-09-JT

9 mm panel joint

Connects the edges of two aligned wall panels.

For 9 mm wall panels



Panel edge and corner profiles

PF-18-MT

18 mm mitered corner

The two panel faces meet at a beveled outer corner.

For 18 mm wall panels



Panel edge and corner profiles

PF-18-IC

18 mm inside corner

An inset profile finishes the junction of two wall panels.

For 18 mm wall panels



Panel edge and corner profiles

PF-18-OC

18 mm outside corner

A closing detail finishes the joint at an outer corner.

For 18 mm wall panels



Panel edge and corner profiles

PF-18-JT

18 mm panel joint

An insert joins aligned edges within a continuous panel run.

For 18 mm wall panels



Panel edge and corner profiles

HW-01

Small square hinge

A compact hinge with square-ended leaves, shown in four finishes.

Finishes: white, black, gray, gold.



Door hardware and finish options

HW-02

Inset split-leaf hinge

The inner leaf nests inside the outer leaf when the door closes.

Finishes: gold, black.



Door hardware and finish options

HW-03

Three-dimensional concealed hinge

A concealed hinge assembly with paired mounting bodies.

Finish: black.



Door hardware and finish options

HW-04

Semicircular floor stop

A low rounded floor stop is shown with its matching receiver.

Finish: black.



Door hardware and finish options

HW-05

Upright silent floor stop

A compact upright stop sits on a small round base.

Finish: black.



Door hardware and finish options

HW-06

Split hydraulic hinge

A hydraulic hinge with offset mounting leaves.

Finish: black.



Door hardware and finish options

G12

G12 hinge

A compact hinge with a recessed rectangular body.

Finish: black.



Door hardware and finish options

HW-08

Flat-opening stainless hinge

A rectangular butt hinge with exposed knuckles and countersunk screw holes.

Finish: brushed stainless steel.



Door hardware and finish options

HW-09

Minimalist square-profile lock

A square-profile lever with a compact return and no separate visible escutcheon.

Finishes: white, black, gray, gold.



Door hardware and finish options

A4

A4 split lock

A straight lever sits above a separate key escutcheon.

Finishes: black, gray, gold.



Door hardware and finish options

M08

M08 textured lever lock

A textured, tapered grip projects from a round rose.

Finishes: glazed gold, pearl grain, matte black.



Door hardware and finish options

HW-12

Fingerprint lever lock

A squared lever incorporates the fingerprint reader into the handle.

Finishes: black, gray.



Door hardware and finish options

T22-1

T22-1 recessed lock

A flush rectangular pull and lock plate recess into the door face.

Finishes: white, black, gray.



Door hardware and finish options

L33-1

L33-1 flat lock

A flat rectangular plate has a shallow curved finger recess.

Finishes: white, black, gray.



Door hardware and finish options

HW-15

Surface-mounted closer

A surface-mounted closer pairs a rectangular body with an articulated arm.

Finish: silver.



Door hardware and finish options

HW-16

Concealed door closer

The closing mechanism fits into a recessed channel at the top of the opening.

Finish: silver.



Door hardware and finish options

HW-17

Magnetic wall stop

A wall-mounted magnetic stop holds the door against its receiver.

Finishes: black, gold.



Door hardware and finish options

HW-18

Concealed bolt kit

A compact concealed bolt assembly is shown with its fittings and fixing plates.

Finish: black.



Door hardware and finish options

HW-19

Mortise flush bolt

A slender flush bolt mounts within the door edge.

Finish: black.

The alternative mounting style is shown in a light metal finish.



Door hardware and finish options

A custom option for your project.

Start with a catalog reference or send your own elevation. Include opening dimensions, quantities, finish preferences, hardware and the jobsite city. Our team will review the configuration with you and prepare project-specific pricing.

PROJECT INQUIRIES

contact@streamlinedsupplies.com

(503) 766-8120

www.streamlinedsupplies.com

OFFICES

Portland, Oregon

Seattle, Washington

Atlanta, Georgia

Orlando, Florida

Kansas City

Streamlined Supplies LLC